


## WPA-BOX-14 – fan chamber



Fan chamber with  
a silencer and air  
discharge at the outlet



Fan chamber with  
silencers at the  
inlet and outlet

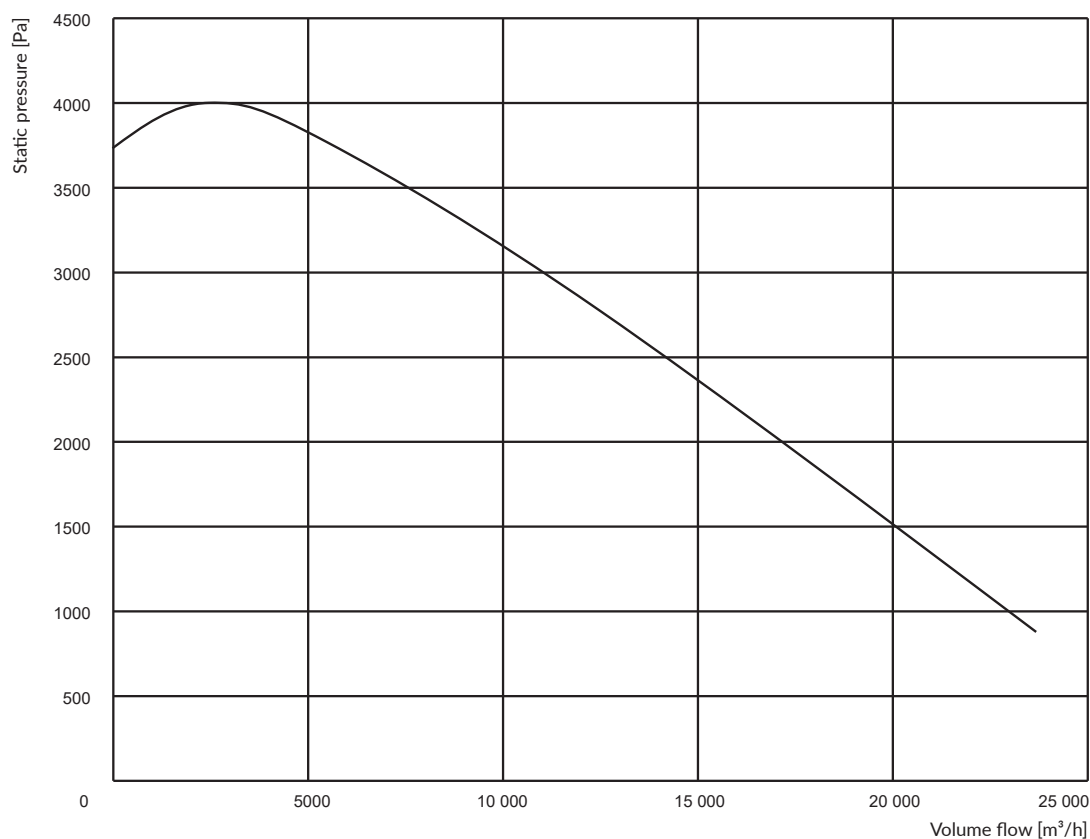
### Purpose

WPA-BOX fan chamber has been developed for use within installations of mechanical air-supply ventilation of rooms and workplaces, with silent work-environment requirements. The chamber can work with a filtering unit. The appliance is designed for installations inside the buildings. The fans applied inside the chamber meets the requirements of ErP 2009/125/EC Directive.

### Structure

The chamber is constructed of an aluminium profile frame. Within the frames are installed panels with sound-absorbing pads. Inside the chamber is located a fan. The fan consists of a steel spiral housing and a motor. The radial impeller is directly installed on the motor shaft, whereby the impeller blades cross-section is similar to the aircraft wing profile, providing low acoustic pressure level.

For safety reason, the inlet and outlet are equipped with protective grills. The fan motor is mounted on a base which is placed on a vibro-absorbing frame, to avoid vibration transmission to the floor. As option, the chamber inlet (and/or chamber outlet) can be fitted with an additional sound absorbing set, to reduce further the noise. On demand of Customer, we deliver safety switches to disconnect the power supply during installing and servicing (see catalogue card ELECTRICAL ACCESSORIES).



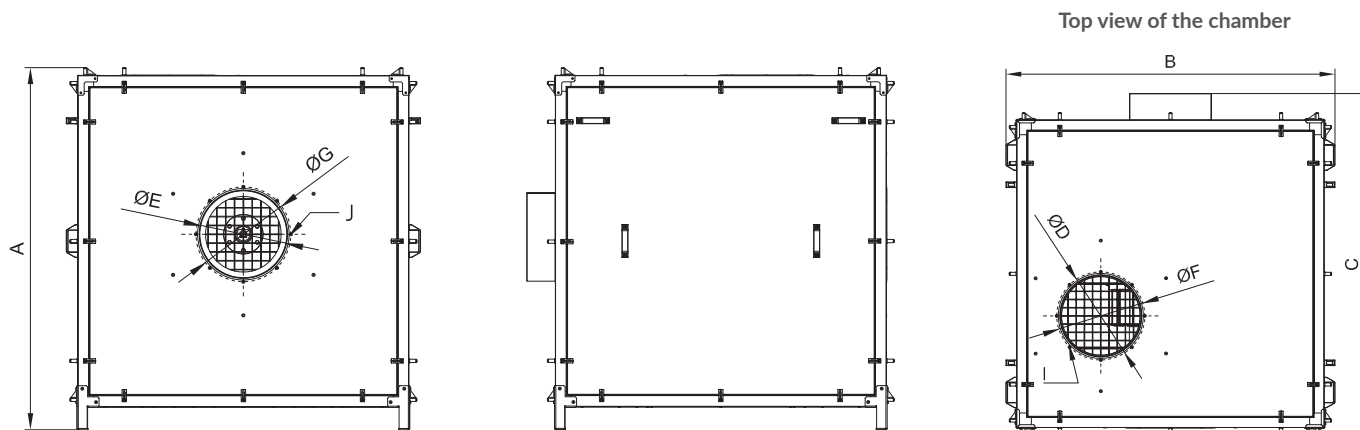
## Technical data

Type	Part no.	Synchronous rotations [1/min]	Supply voltage [V]	Motor rate [kW]	Ingress protection IP	Acoustic pressure level [dB(A)] from a distance of*:		Maximum volume flow [m³/h]	Maximum vacuum [Pa]	Weight [kg]
						1 m	5 m			
WPA-BOX-14	814K49	3000	3x400	15	54	80	71	23 100	4000	530

\* Acoustic pressure level of the housing was measured in the installation with silencers type T-WPA-BOX at the inlet and outlet of the fan chamber.

1. Maximum temperature of the conveyed air is +60°C. Maximum temperature in the work area +40°C.

2. Maximum dustiness of the conveyed air should not exceed 0,3 g/m³.




## Dimensions


Type	A [mm]	B [mm]	C [mm]	Diameters of connections		Pitch diameter of the connection holes		K [mm]	J [mm]
				ØD [mm]	ØE [mm]	ØF [mm]	ØG [mm]		
WPA-BOX-14	1641	1605	1666	400	400	430	430	M8	M8

## Additional accessories

### Silencer

	Type	Part no.	Inlet [mm]	Outlet [mm]	Height H [mm]	Cooperating fan chambers	Remarks
	T-500-WPA-BOX	830T37	400	500	1300	WPA-BOX-14	The set consists of: reducer, silencer, silencer bracket. Install the set on the inlet ferrule or on the outlet of the WPA-BOX fan chamber.

### Air discharge

	Type	Part no.	Diameter inlet/outlet/height [mm]	Weight [kg]
	E-500	842W41	500/500/1100	24