


SPIRO – spiral-seam ducts



Purpose

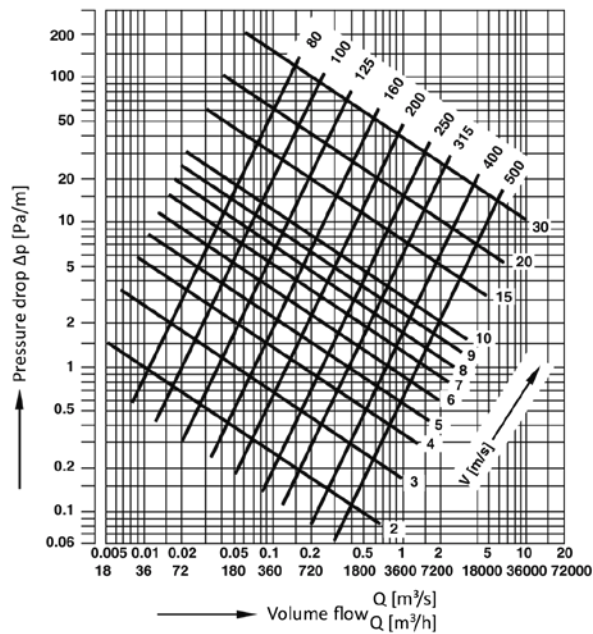
A spiral-seam duct SPIRO of zinc-coated steel are applied as standard ducts for air distribution within ventilation installations and air condition systems. The duct can also convey other media, i.e. welding fumes or dust.

Structure

The wall of the duct is made of a spirally wound straps of zinc-coated steel.

- Characteristic: tightness, high stability of shape, light weight, possibility of joining the sections by means of internal couplings.
- Standard length: 3 m.
- Colour: silver-grey.


Flow charts




Technical data

Type	Part no.	Internal diameter [mm]	Unit wight [kg/m]	Thickness [mm]	Section [m ²]	Surface 1 mb [m ² /mb]
SP-80	824P01	80	1,25	0,5	0,01	0,251
SP-100	824P02	100	1,45	0,5	0,01	0,315
SP-125	824P03	125	1,80	0,5	0,01	0,393
SP-160	824P04	160	2,30	0,5	0,02	0,502
SP-200	824P05	200	2,90	0,5	0,03	0,628
SP-250	824P06	250	4,30	0,5	0,05	0,785
SP-315	824P07	315	5,20	0,5	0,08	0,989
SP-400	824P09	400	8,20	0,7	0,13	1,256
SP-500	824P08	500	10,20	0,7	0,20	1,570


Reducers of zinc-coated steel*

	Type	Part no.	D1 [mm]	D2 [mm]	L [mm]
	ZR-100/80	829R01	100	80	105
	ZR-125/80	829R02	125	80	140
	ZR-160/80	829R03	160	80	120
	ZR-125/100	829R04	125	100	100
	ZR-160/100	829R05	160	100	140
	ZR-200/100	829R06	200	100	125
	ZR-160/125	829R07	160	125	125
	ZR-200/125	829R08	200	125	150
	ZR-200/160	829R09	200	160	145
	ZR-250/200	829R10	250	200	145
	ZR-315/200	829R12	315	200	210
	ZR-400/315	829R21	400	315	165
	ZR-400/250	829R19	400	250	145


T-pieces of zinc-coated steel*

	Type	Part no.	Dn [mm]	D3 [mm]	L [mm]	H [mm]
	TR-80/80/80	829T01	80	80	180	80
	TR-100/100/80	829T02	100	80	180	105
	TR-100/100/100	829T03	100	100	190	100
	TR-125/125/80	829T04	125	80	190	115
	TR-125/125/100	829T05	125	100	190	130
	TR-125/125/125	829T06	125	125	215	120
	TR-160/160/100	829T07	160	100	180	135
	TR-160/160/125	829T08	160	125	195	150
	TR-160/160/160	829T09	160	160	250	140
	TR-200/200/160	829T10	200	160	250	150
	TR-200/200/200	829T11	200	200	330	150
	TR-250/250/250	829T12	250	250	370	190
	TR-315/315/315	829T22	315	315	420	230
TR-400/400/400	829T24	400	400	520	340	

Internal couplings of zinc-coated steel

	Type	Part no.	Dn [mm]
	ZW-80	831Z01	80
	ZW-100	831Z02	100
	ZW-125	831Z03	125
	ZW-160	831Z04	160
	ZW-200	831Z05	200
	ZW-250	831Z06	250
	ZW-315	831Z07	315
ZW-400	831Z08	400	

External couplings of zinc-coated steel

	Type	Part no.	Dn [mm]
	ZZ-80	832Z01	80
	ZZ-100	832Z02	100
	ZZ-125	832Z03	125
	ZZ-160	832Z04	160
	ZZ-200	832Z05	200
	ZZ-250	832Z06	250
	ZZ-315	832Z07	315
ZZ-400	832Z08	400	


Square-cross-section ducts and fittings of zinc-coated steel – dimensions on demand*

	Type	Part no.		Type	Part no.
	A/I	842K01		A/I	842K02


* On demand of Customer we offer installation elements of PVC.

NOTE: On demand of Customer we offer round ventilation conduits of PVC of diameters from Ø100 up to Ø400.


Elbows 90° of zinc-coated steel*

	Type	Part no.	Dn [mm]	R [mm]
	KL-80	829K01	80	80
	KL-100	829K02	100	100
	KL-125	829K03	125	125
	KL-160	829K04	160	160
	KL-200	829K05	200	200
	KL-250	829K06	250	250
	KL-315	829K07	315	315
	KL-400	829K08	400	400


Flange couplings of zinc-coated steel

	Type	Part no.	Dn [mm]	L [mm]	B [mm]
	ZK-80	830Z01	80	44	6
	ZK-100	830Z02	100	44	8
	ZK-125	830Z03	125	49	8
	ZK-160	830Z04	160	49	10
	ZK-200	830Z05	200	59	10
	ZK-250	830Z06	250	59	10
	ZK-315	830Z07	315	109	10
	ZK-400	830Z08	400	109	10


Reducers of aluminium

	Type	Part no.	D ₁ [mm]	D ₂ [mm]	L [mm]
	ZR-80/50	829R13	80	50	110
	ZR-80/63	829R14	80	63	110
	ZR-160/150	829R11	160	152	90
	ZR-200/150	829R15	200	152	100
	ZR-250/200	829R16	250	200	95

Duct holders

	Type	Part no.	Diameter of the mounted duct [mm]
	UR-100	830U03	100
	UR-125	830U04	125
	UR-160	830U01	160
	UR-200	830U02	200
	UR-250	830U05	250
	UR-315	830U06	315
	UR-400	830U08	400
	UR-500	830U09	500


Hose clamps

	Type	Part no.	Dn [mm]
	OST-80	833O02	80
	OST-100	833O03	100
	OST-125	833O04	125
	OST-160	833O05	160
	OST-200	833O06	200
	OST-250	833O07	250
	OST-315	833O08	315
	OST-500	833O09	500


Shut-off dampers*


	Type	Part no.	Dn [mm]	L [mm]	Masa [kg]
	PO-80	829P01	80	160	0,60
	PO-100	829P02	100	160	0,70
	PO-125	829P03	125	160	0,80
	PO-160	829P04	160	200	1,10
	PO-200	829P05	200	200	1,90
	PO-250	829P06	250	200	1,30
	PO-315	829P07	315	200	1,70
	PO-400	829P08	400	250	3,90

Couplings

	Type	Part no.	Dn [mm]
	DC-125	830Z13	125
	DC-160	830Z14	160
	DC-200	830Z15	200
	DC-250	830Z20	250
	DC-315	830Z18	315


Rood bases BI and BII of zinc-coated steel*

	Type	Part no.	Dn [mm]	H [mm]	A [mm]
	BI-125	843P19	125	110	356
	BI-160	843P07	160	198	456
	BI-200	843P08	200	198	456
	BI-250	843P09	250	198	456
	BI-315	843P10	315	198	544
	BI-400	843P11	400	165	656


	Type	Part no.	Dn [mm]	H [mm]	A [mm]	L [mm]
	BII-125	843P18	125	110	356	1000
	BII-160	843P03	160	198	456	1000
	BII-200	843P04	200	198	456	1000
	BII-250	843P05	250	198	456	1000
	BII-315	843P06	315	198	544	1000
	BII-400	843P17	400	165	656	1000

* On demand of Customer we offer installation elements of PVC.


Sound absorbing roof base TPD-N

	Type	Part no.	Dimensions [mm]					Weight [kg]
			A	B	H	D1	D2	
	TPD-160-N	843P40	430	1250	625	160	160	28
	TPD-200-N	843P41	430	1250	625	200	200	28
	TPD-250-N	843P42	530	1250	950	250	250	41
	TPD-315-N	843P43	530	1250	950	315	315	41
	TPD-400-N	843P27	790	1250	1200	400	400	75
	TPD-500-N	843P45	790	1250	1200	500	500	75
	TPD-630-N	843P46	890	1250	1200	630	630	88
	TPD-710-N	843P47	890	1250	1200	710	710	88


Sound absorbing roof base TPDC-N*

	Type	Part no.	Dimensions [mm]					Weight [kg]
			A	B	H	D1	D2	
	TPDC-160-N	843P50	430	680	625	160	160	30
	TPDC-200-N	843P51	430	680	625	200	200	30
	TPDC-250-N	843P52	530	770	950	250	250	46
	TPDC-315-N	843P53	530	770	950	315	315	46
	TPDC-400-N	843P54	790	1030	1200	400	400	84
	TPDC-500-N	843P55	790	1030	1200	500	500	84
	TPDC-630-N	843P56	890	1130	1200	630	630	100
	TPDC-710-N	843P57	890	1130	1200	630	630	100


Pedestals CB of zinc-coated steel

	Type	Part no.	A [mm]	H [mm]
	CB-330	843C03	330	450
	CB-430	843C04	430	450
	CB-530	843C07	530	450
	CB-630	843C08	616	450

Wall brackets - to install the fans

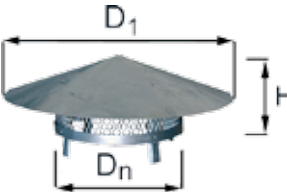
	Type	Part no.	Dn [mm]	S [mm]	L [mm]	Weight [kg]
	WBN-125-K	817W52	125	250	360	3
	WBN-160-L	817W53	160	320	445	4
	WBN-200-D	817W54	200	340	490	6,1
	WBN-250-W	817W55	250	420	585	9,2
	WBN-315-W	817W56	315	480	680	12

Wall brackets - to install the fans of Ex execution


	Type	Part no.	Dn [mm]	S [mm]	L [mm]	Weight [kg]
	WBN-125/Ex	817W44	125	250	360	2,8
	WBN-160/Ex	817W45	160	320	445	3,9
	WBN-200/Ex	817W46	200	360	510	7,9
	WBN-250/Ex	817W47	250	420	585	9,3

* On demand of Customer we offer installation elements of PVC.


Roof air discharges of zinc-coated steel

	Type	Part no.	Dn [mm]	D ₁ [mm]	H [mm]
	D-125	842W20	125	225	120
	D-160	842W21	160	280	147
	D-200	842W22	200	360	120
	D-250	842W23	250	440	185
	D-315	842W24	315	700	290
	D-400	842W25	400	720	380


Roof vents of zinc-coated steel*

	Type	Part no.	Dn [mm]	D ₁ [mm]	H [mm]
	A-160	842W01	160	320	257
	A-200	842W02	200	400	335
	A-250	842W03	250	500	400
	A-315	842W04	315	630	500
	A-400	842W05	400	800	550

Air discharge

	Type	Part no.	Diameter inlet/outlet/height [mm]	Weight [kg]
	E-200	842W37	200/200/500	6
	E-250	842W38	250/250/600	10
	E-315	842W39	315/315/700	14
	E-400	842W40	400/400/900	18
	E-500	842W41	500/500/1100	24

Silencer

	Type	Part no.	D [mm]	Dn [mm]	Damping layer [mm]	L [mm]	Weight [kg]	Sound absorbing [dB] for the frequency [Hz]							
								63	125	250	500	1000	2000	4000	8000
	TK-80-370	830T60	180	80	50	470	3	2	6	10	17	28	33	35	22
	TK-100-370	830T61	200	100	50	470	3	2	4	8	14	23	27	27	16
	TK-125-370	830T62	225	125	50	470	4	1	3	6	13	22	24	24	15
	TK-160-500	830T63	260	160	50	600	5	4	3	6	14	24	28	25	10
	TK-160-1000	830T69	260	160	50	1100	9,5	4	4	10	24	43	43	40	11
	TK-200-500	830T74	300	200	50	600	5,5	2	2	6	14	22	23	18	10
	TK-200-1000	830T71	300	200	50	1100	12	1	3	9	21	37	37	27	13
	TK-250-500	830T73	350	250	50	600	9	1	2	5	13	16	18	13	6
	TK-250-1000	830T65	350	250	50	1100	16	1	3	8	21	31	31	19	6
	TK-315-1000	830T67	415	315	50	1100	19	2	2	8	20	28	28	15	6
	TK-400-1000	830T75	600	400	100	1100	29	3	6	10	25	28	28	15	6
	TK-500-1000	830T22	700	500	100	1100	40	4	5	12	26	27	27	18	5
	TK-630-1000	830T87	830	630	100	1100	55	4	5	14	27	26	26	16	5
TK-710-1000	830T88	910	710	100	1100	70	4	5	13	26	25	25	17	4	

* On demand of Customer we offer installation elements of PVC.