

STORM-H – cyclone separator



STORM-1000-H



STORM-2000-H



STORM-5000-H

Purpose

The STORM-H cyclone separators are applied for cleaning the air contaminated with dry dust of particles size above 5 μm . They belong to the vacuum device group. Centrifugal force enables dust separation, whereby the accumulated dust is falling into the waste container, placed underneath the separator. For coarse dust, STORM-H separator constitutes the final filtration stage. Whereas, in case of dust particles of smaller size, it serves as a pre-filter, and additionally a fine filter should be installed parallel. The dust separating efficiency ranges 95–99%.

STORM-H separators are manufactured in a version with a fan (STORM-1000-H, STORM-2000-H, STORM-5000-H) or without fan (STORM-1000 SOFT-H, STORM-2000 SOFT-H, STORM-5000 SOFT-H). In the second version, the specific flow resistance of the cyclone separator must be overcome by the fan of the final filtering unit.

Structure

The STORM-H cyclone separator consists of:

- supporting frame structure,
- conic cyclone with a revision cover,
- self-discharge waste container – with a sight to control the fill-up state,

- radial fan – for version STORM-H,
- connection ferrule – for version STORM SOFT-H,
- silencer assembly – for the version STORM-H (on demand),
- motor protective switch – for the version with a fan (STORM-H, STORM-2000-H) or motor starter (for STORM-5000-H).

Operational use

Connect the inlet ferrule of the cyclone through a conduit (of the same diameter) with the place of dust discharge. In case when STORM-H dust separator is operated as a final filter stage, the fan outlet ought to be equipped with a silencer assembly. In application where separator is applied as a pre-filter, and in configuration of STORM SOFT-H – it is important to connect the outlet fitting piece through a conduit with the final filtering unit. The filled up waste container is adapted for loading and transporting by a lift-fork. The waste container can be discharged after the bottom plate is opened.

Technical data

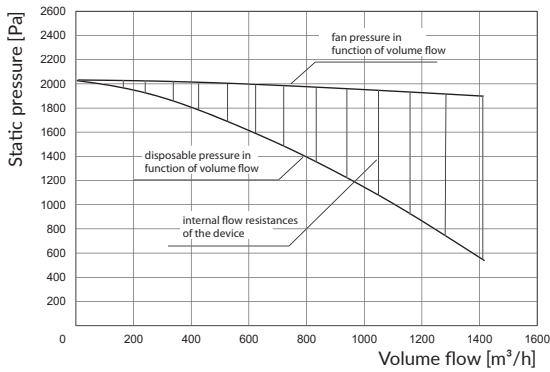
Type of the device	Part no.	Maximum volume flow [m ³ /h]	Maximum vacuum [Pa]	Supply voltage [V]	Motor rate [kW]	Acoustic pressure level [dB(A)] from a distance of:		Weight [kg]	Waste container capacity [dm ³]	Separating efficiency [%]			
						1 m	5 m			wood chips	quartz sand	moulding mass	portland cement
STORM-1000-H	802020	1400	2000	230	1,5	77	67	227	330	99,5	99	98	95
STORM-2000-H	802021	3500	4200	3x400	4	78,4	73,3	353					
STORM-5000-H	802022	7700	4200	3x400	7,5	77,2	72	531					
STORM-1000 SOFT-H	802014	-	-	-	-	-	-	193					
STORM-2000 SOFT-H	802015	-	-	-	-	-	-	244					
STORM-5000 SOFT-H	802016	-	-	-	-	-	-	335					

1. The noise level was measured along with the attached silencer at the outlet.
2. The weight of the STORM-H separator was given without the silencer assembly weight.

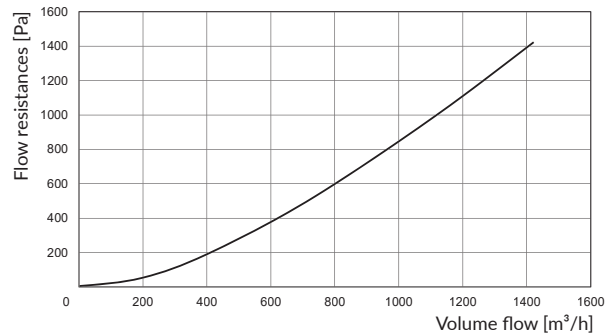
Flow charts of the STORM-H cyclone separator

Flow charts of the STORM SOFT-H cyclone separator

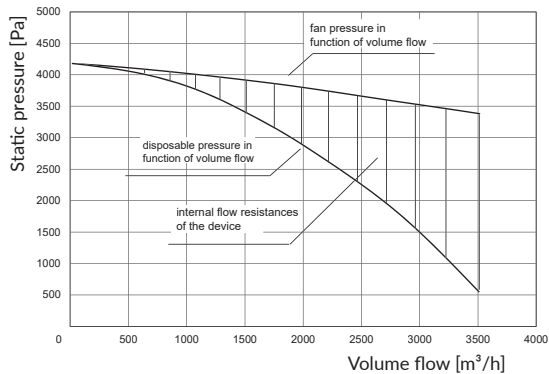
STORM-1000-H



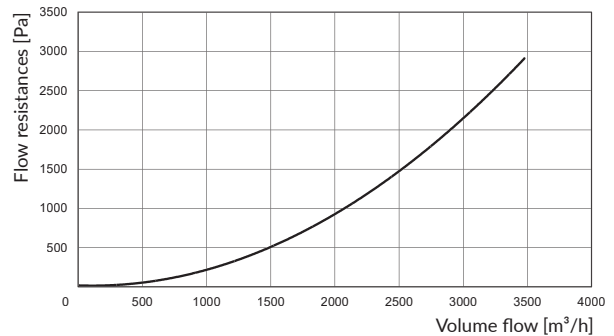
STORM-1000 SOFT-H



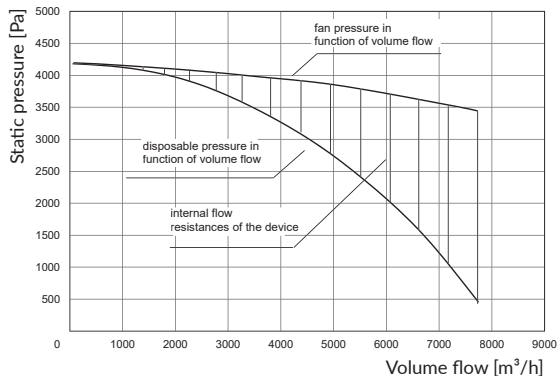
STORM-2000-H



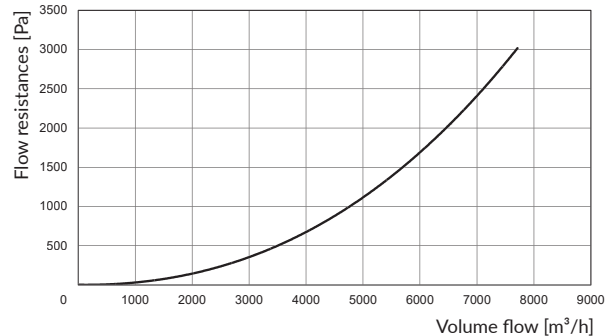
STORM-2000 SOFT-H



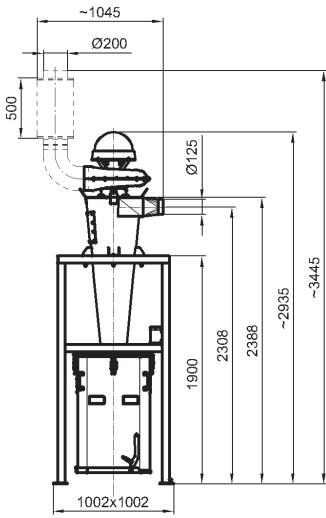
STORM-5000-H



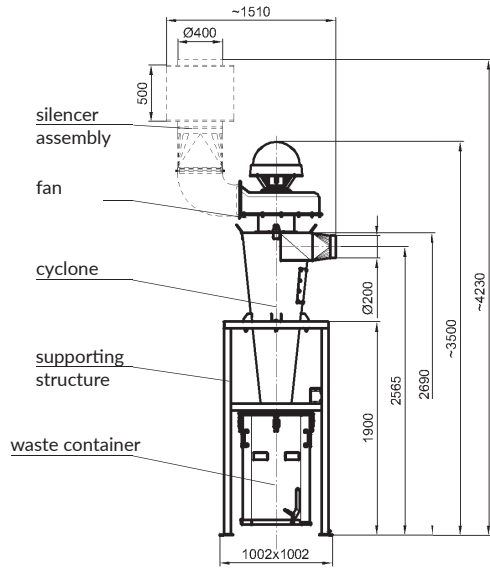
STORM-5000 SOFT-H



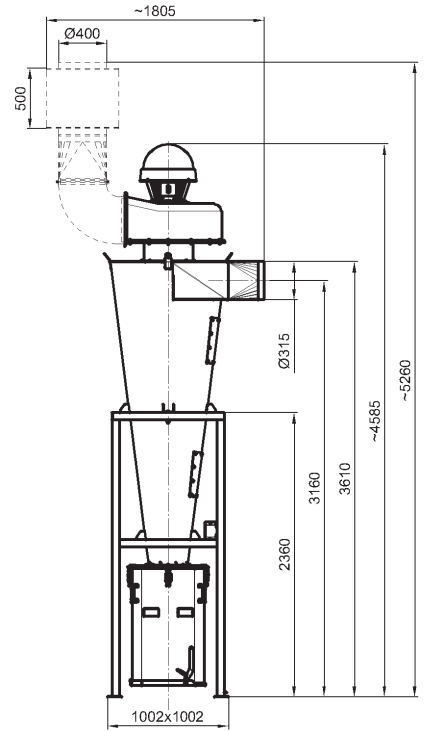
STORM-H



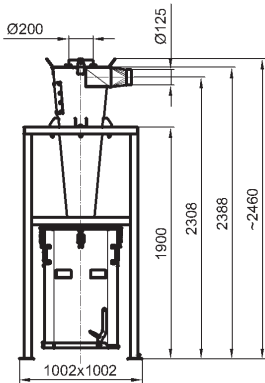
STORM-1000-H



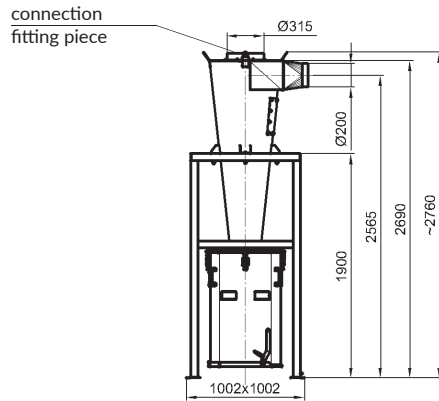
STORM-2000-H



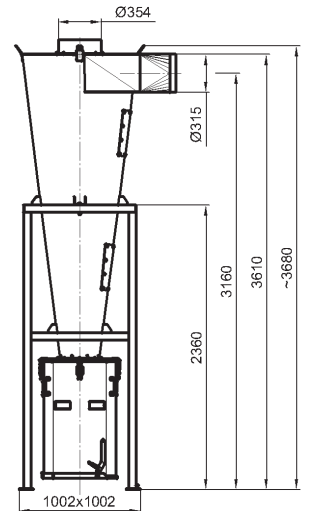
STORM-5000-H



STORM-1000 SOFT-H



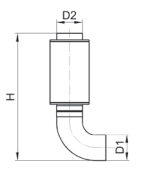
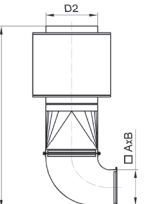
STORM-2000 SOFT-H



STORM-5000 SOFT-H

Replaceable parts

Silencer assembly

	Type	Part no.	D1 [mm]	D2 [mm]	H [mm]	Weight [kg]	Application
	ZT-STORM-1000-H	843P61	200	200	990	6	STORM-1000-H
	Type	Part no.	AxB [mm]	D2 [mm]	H [mm]	Weight [kg]	Application
	ZT-STORM-2000-H	843P62	250x295	400	1410	24	STORM-2000-H
	ZT-STORM-5000-H	843P63	370x380	400	1525	26	STORM-5000-H